

Photometric Report

MAR-90356996 Exterior Linear 1210 QUAD Cove – Only Blue

MARTIN PROFESSIONAL R&D OPTICAL LABORATORY

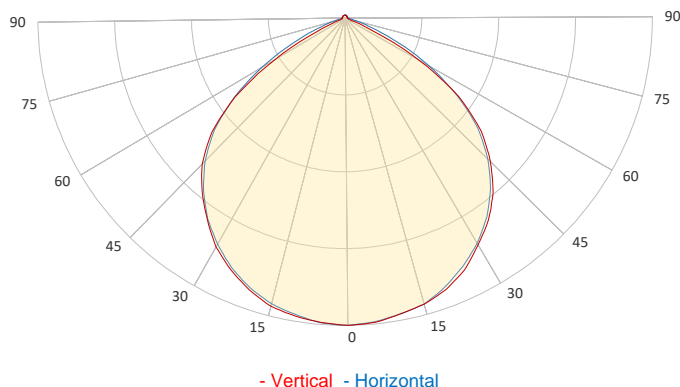
GENERAL SPECIFICATIONS

Total Fixture Output:	3173 lm
Light Engine Output:	4268 lm
Efficacy:	38 lm/W
Lens Option:	Cove
Beam Angle (50%):	105°
Field Angle (10%):	134°
Cut-off Angle (3%):	147°
CRI:	73+
Color Temperature:	Variable



SAMPLE MEASUREMENT

POLAR PLOT

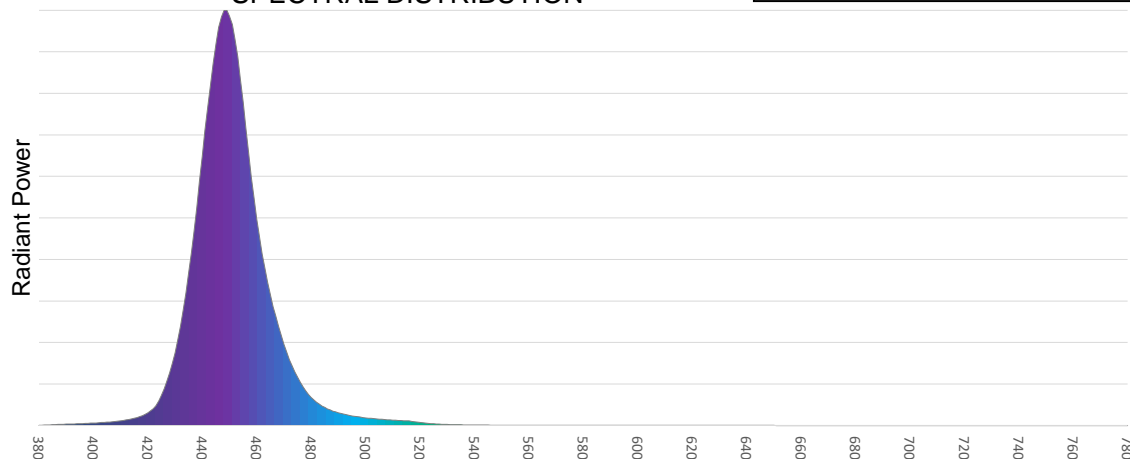


Catalog Number:	MAR-90356996
Measured Output:	456 lm
Measured Peak:	188 cd
Consumed Power:	60.0 W
Efficacy:	8.2 lm/W

Beam Angle (50%):	105.3°
Field Angle (10%):	135.6°
Cut-off Angle (3%):	147.7°

Measurement Condition:	
Ambient Temperature:	25° +/- 5° C
AC Supply:	230V/50Hz
Fan Mode:	No Fan
Fixture Warm-up Time:	60 minutes

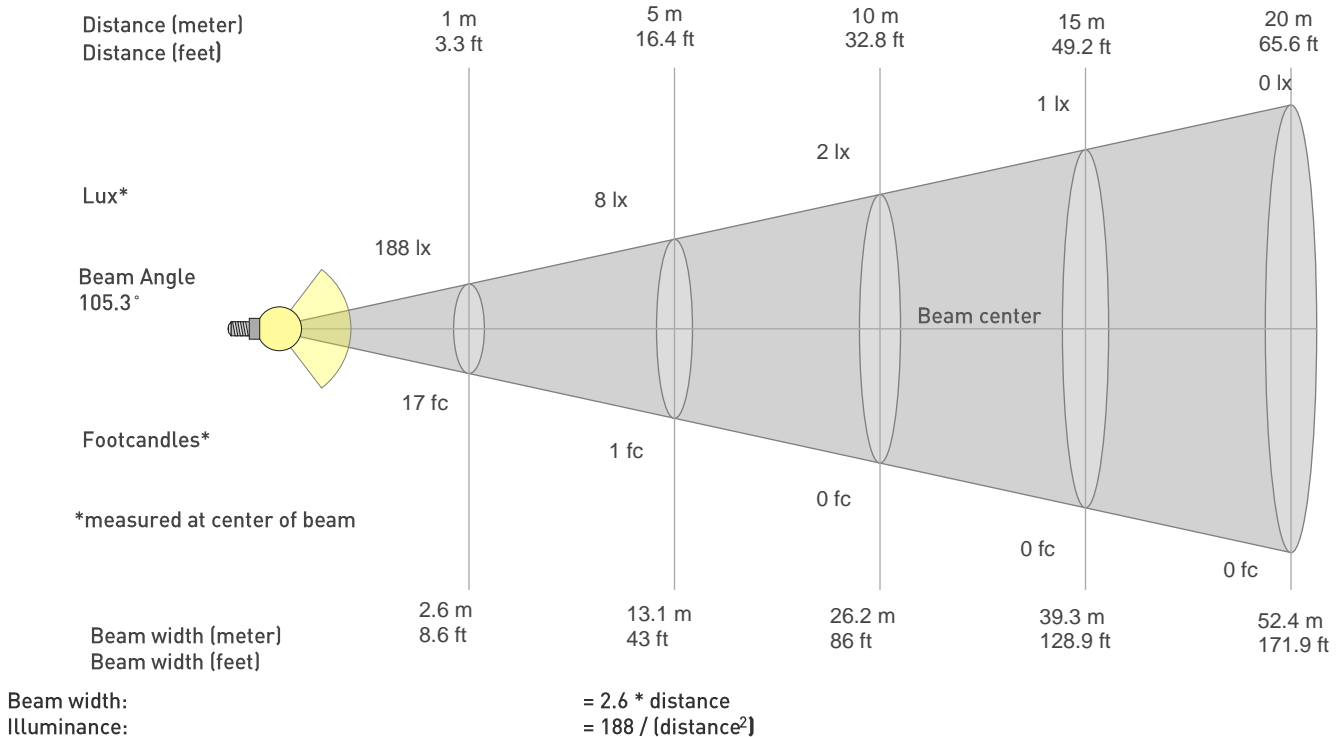
SPECTRAL DISTRIBUTION



Photometric Report

MAR-90356996 Exterior Linear 1210 QUAD Cove – Only Blue

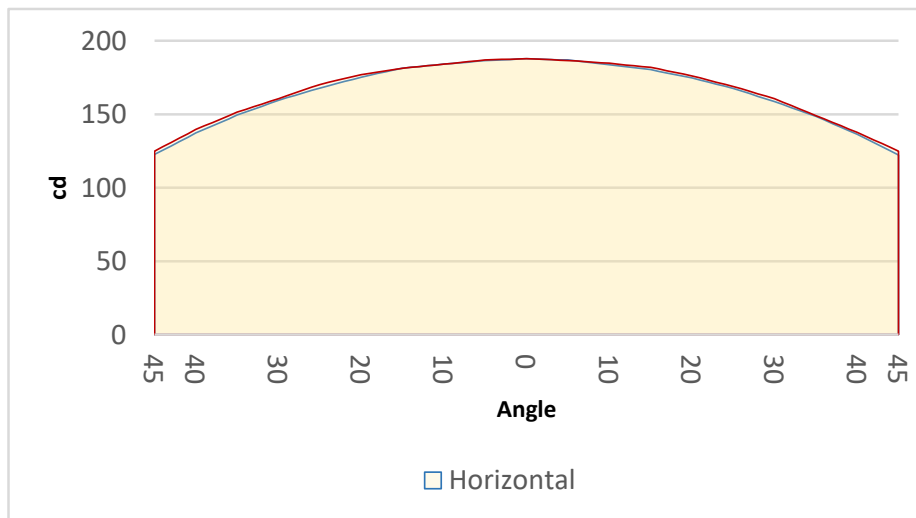
BEAM DETAILS



distance in [m] for illuminance in [lux] distance in [ft] for illuminance in [fc]

BEAM ILLUMINANCE FROM 1-20M

1m	2m	3m	4m	5m	6m	7m	8m	9m	10m	11m	12m	13m	14m	15m	16m	17m	18m	19m	20m
3.3ft	6.6ft	9.8ft	13.1ft	16.4ft	19.7ft	23ft	26.2ft	29.5ft	32.8ft	36.1ft	39.4ft	42.7ft	45.9ft	49.2ft	52.5ft	55.8ft	59.1ft	62.3ft	65.6ft
188lx	47lx	21lx	12lx	8lx	5lx	4lx	3lx	2lx	2lx	2lx	1lx	1lx	1lx	1lx	1lx	1lx	1lx	1lx	0lx
17.4fc	4.4fc	1.9fc	1.1fc	0.7fc	0.5fc	0.4fc	0.3fc	0.2fc	0.2fc	0.1fc	0.1fc	0.1fc	0.1fc	0.1fc	0.1fc	0.1fc	0.1fc	0fc	0fc



BEAM ANGLE 50%	FIELD ANGLE 10%	CUTOFF ANGLE 3%
105.3°	135.6°	147.7°